






A hand-drawn crossword puzzle grid. The grid is composed of white squares for letters and blue shaded squares for empty space. Numbers are placed in the starting squares of the words. The numbers are: 1 (horizontal), 2 (horizontal), 3 (horizontal), 4 (vertical), 5 (vertical), 6 (horizontal), 7 (horizontal), 8 (vertical), 9 (horizontal), 10 (horizontal), 11 (horizontal), 12 (horizontal), 13 (horizontal), 14 (horizontal), 15 (horizontal), 16 (horizontal), 17 (vertical), 18 (vertical), 19 (vertical), 20 (vertical), 21 (vertical), 22 (vertical), 23 (vertical), 24 (vertical), and 25 (horizontal).

A detailed diagram of a four-way valve assembly, enclosed in a circle. The assembly consists of a central body with two handles extending from opposite sides. Each handle is connected to a stem, which passes through a seat and terminates in a ball. The balls are positioned to direct flow between four ports. Labels with leader lines identify the following parts: Handle, Stem, Seat, Ball, and Port.

[illegible][illegible][illegible]

-  - Istniejąca sieć wodociągowa
-  - Projektowana sieć wodociągowa metoda wykopowa PE Ø90
-  - Projektowana sieć wodociągowa metoda bezwykopowa PE Ø90
-  - Sieć kanalizacyjna (objęta odrębnym opracowaniem)
-  - Hydranty przeciwpożarowe Ø80
-  - ruro ochronowa przewietrzowa
-  - Planowana droga (objęta odrębnym opracowaniem)